

RAILWAY TRACK PANEL HANDLER ATTACHMENT

180° Rotation
Smooth,
cylinder-driven
control.

Flangelock
Captured underneath, not
suspended.

A BETTER WAY TO GRIP AND SET TRACK PANELS

Fits: 25T+ hydraulic excavators
Rotation: 180 degree rotation
Hydraulics: Requires 2 auxiliary circuits

Unlike traditional rail panel handlers that clamp the rail head, risking slippage due to tolerance variations, the DymaxRail design was engineered to lock beneath the flange using a 4-point hydraulic wedgelock system.

This provides a safer, more stable grip that cradles the panel instead of suspending it. Combined with integrated load-hold valves, AR wear components, and 180° cylinder driven rotation, this is the next evolution in panel handling for railway contractors who demand reliability and control.

APPLICATIONS

- New track construction
- Track rehabilitation & maintenance
- Transit and light rail infrastructure

KEY BENEFITS

- Integrated 180° rotation system
- Full-width, 4-point flange lock for secure grip
- AR500 wear strips for reduced maintenance
- Hydraulic load-hold valves integrated into the locking system
- Engineered to fit 25-36T excavators
- Improved safety over traditional rail head-clamp designs
- Built with Dymax durability for tough rail environments.

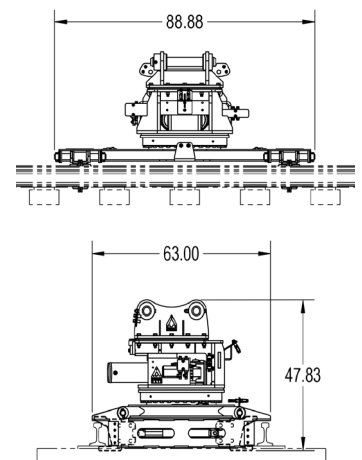


FLANGE-LOCK

Unlike models that grab the rail by the head, the **Dymax Track Panel Handler** uses a stronger wedge-lock system. A steel wedge slides under the rail flange and pushes against the head, locking the panel in place while its weight rests securely on a heavy-duty steel arm. **This design offers better load support, improved safety, and reduced risk of slippage or damage.**



Model Code / Group No. Description	Weight (lbs)
DX-TPH-HY-180R-HX-25T / GN 8333D1 Track Panel Handler-Hydraulic-180 degrees total rotation-Hydraulic Excavator-25 Ton STANDARD FEATURES: Heavy duty rotation drive system - 180 degree total / 90 degree max left and right - Hydraulic wedge-flange lock with integrated load checks for 115 lb, 132 lb, 141lb rail sizes - Designed for handling 39 ft railway track panel sections - Excavator adapter top with pins provided. HYDRAULIC REQUIREMENTS: This attachment requires (2) circuits. Both are low-flow, medium-pressure, two-way flow valve styles. Rail grapple lock/unlock type: Two-way valve (auxiliary) GPM (min/max) - 10-20 GPM PSI (min/max) - 3,000 PSI. Rotate positioner type: Two-way valve (auxiliary)GPM (min/max) - 8-12 GPM PSI (min/max) - 3,000 PSI. NOT SUPPLIED: Jumper hose lines to the machine auxiliary connections.	3,920
OPTIONS: Single-pin crane-mounted adapter	

Easily rotate track panels with a heavy-duty 180° rotation system powered by twin cylinders for strong, reliable performance.



DYMAXRAIL
402 Miller Drive
Wamego, KS 66547 USA
Toll Free: 800.530.5407 (USA/CAN)
Office: +1.785.456.2081
Fax: +1.785.456.8328

www.DYMAXRAIL.com
sales@DYMAXRAIL.com