



ELITE SERIES RAILWAY TRACK CART

DymaxRail designs and builds high-performance **Railway Track Carts** for demanding rail construction and maintenance. Engineered with heavy-duty dual-beam steel and a reinforced plate deck, they deliver exceptional durability and reliability.

The **Elite Series** enhances performance with directional LED lighting, rear hydraulic ramps and multi-system brakes for seamless integration with various towing vehicles. Available in 8ft x 24ft with a 25-ton capacity, it's built to handle the toughest jobs with ease.

Brake Test Certified @ 25T




- Air & Hydraulic



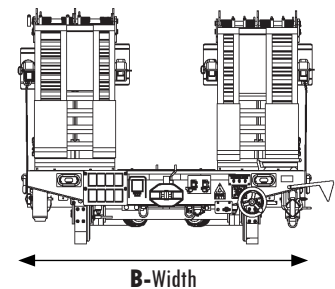
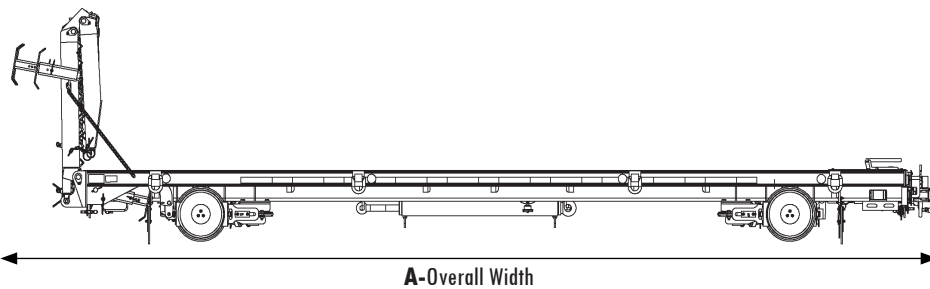

Key Features and Benefits:

- **High-Strength Frame & Deck:** Heavy-duty deck construction and tube style steel framing ensure long-lasting durability.
- **Versatile 3-Brake System:** Designed for compatibility with various towing vehicles, featuring:
 - **Manual Park Brake:** Cobra style pad.
 - **Hydraulic Brake:** Optimized for railway excavators.
 - **Four-Wheel Air Brakes:** Ideal for truck towing.
 - **Manual Hydraulic Pump:** Enables brake release when needed.
- **Secure Tie-Downs & Lift Chains:** Strategically placed anchoring points ensure safe load transport and easy cart placement on and off the tracks.
- **Solar-Powered LED Lighting:** Integrated red/white directional change lighting with high-intensity LED spot lamps for superior worksite illumination.
- **Bi-Fold Ramps with 12v Pump:** Designed for loading specialized machinery, featuring:
 - **Rail Clearance Pocket:** Provides smooth transition to and from the deck.
 - **Manual Support Legs:** Stabilizes the cart during equipment loading.

Bi-Fold Ramps with 12v Pump:



Versatile Brake Systems



Group No: Model Number Standard Gauge: 1435mm / 56.50 inches.	Special Features	Load Rating (US Tons)	Height Off Rail (inches)	Weight (lbs)
<i>ELITE SERIES CARTS BELOW. ELITE XD INCLUDES SPECIAL FEATURES NOT AVAILABLE ON STANDARD TRACK CARTS.</i>				
8263D1: DX-RC-TMHD-8X24HAPR-DMX-25TC - Elite Series Rail Cart - Track Maintenance HD Elite Width: 8 feet / Length: 24 feet Includes towbar with stow rack A - 323.1 inches (Overall Length) B - 96.8 inches (deck) x 100.8 inches (overall width)	4-Wheel Air Brake Manual Park Brake 2-Wheel Hydraulic Brake Directional Lighting Ramps & Manual Stabilizer 12v Hydraulic Power Unit Rockinger Hitches	25	27	10,100

Design and specifications are subject to change without notice.
For custom sizes or additional capacities, please contact DymaxRail 1-800-530-5407 for more information.



DYMAXRAIL | Toll Free: 800.530.5407 (USA/CAN)
402 Miller Drive | Office: +1.785.456.2081
Wamego, KS 66547 USA | Fax: +1.785.456.8328

www.DYMAXRAIL.com
sales@DYMAXRAIL.com